




School Culture										
Date	Enrollment	Attendance	Suspensions	School Staff Culture	Parent Satisfaction Survey	Teacher Satisfaction Survey	Parent Teacher Conferences	Professional Training Hours	Class Pass Rates per Grade	Trimester Midterm & Final Assessment Performance
April	476  758 Waitlist	<b>Last Year//This Year</b>  <b>Elem &gt; 5 abs</b> 5%//20.3% <b>Middle &gt; 5 abs</b> 33.7%//18.8% <b>School &gt; 5 abs</b> 28.5%//13%  <b>Elem &gt; 10 abs</b> 9.4%//4.8% <b>Middle &gt; 10 abs</b> 0%//10.6% <b>School &gt; 10 abs</b> 7.8%//.62%  <b>Elem &gt;15 abs</b> 1.9%//1.4% <b>Middle &gt; 15 abs</b> 0%//2.4% <b>School &gt; 15 abs</b> 1.6%// 1.66%  <b>Total Attendance</b>	2 OSS 0 ISS  12 Total	0 resignations 0 dismissals  Staff interest survey  At least Fulton County Base Scale	Complete	Complete  One more for the end of year	Provide update @ board meeting.	0% 0 hr 0% 1 hr 0% 2 hr 100% 3 hr  Trimesters - Community Input	ELA 95% Math 90% Sci 97% SS 96% Specials 100%	Trimester 1 / 2 / 3  <b>Math</b> K - 85/87/61% 1 - 79/62/75% 2 - 78/59/65% 3 - 71/63/69% 4 - 52/38/44% 5 - 55/55/50% 6 - 48/60/48% 7 - 60/54%/47% 8 - 54/32/32% Ele 70/61/54% Mid 54/49/67% School 62/55/61%  <b>ELA</b> K - 85%/61.1% 1 - 68/88/90% 2 - 67/59/67% 3 - 21/63/66% 4 - 49/27/43% 5 - 71/51/43% 6 - 60/65/53% 7 - 64/79/73% 8 - 62/48/52%

# Chatt Hills Board Dashboard 2017-2018

Academic Achievement							
Milestones	FastBridge/MAP & STEP Assessments			Writing Rubric Midterm & Final Essays	Project	Trifocus Integration	SPED
Chatt // Fulton  2017 Math 28% // F 46% - 3rd 22% // F 81/50% - 4th 37% // F 83/50% - 5th 20% // F 76/44% - 6th 25% // F 76/43 - 7th 33 // F 78/48% 2017 ELA 37% // F 77/48% - 3rd 19% // F 74/45% - 4th 50% // F 77/51% - 5th 37% // F 77/47% - 6th 60% // F 76/50% - 7th 23% // F 75/45% 2017 SS 15% // F 73/36% - 5th 15% // F 72/32% 2017 Sci 19% // F 65/38% - 5th 14% // F 69/44%  Guided Reading & Math Groups - 2 hours at each grade level	Math FASTBridge Percentiles: <20/21-30/31-85/85 Math K 3/0/64/33 1 9/7/44/39 2 20/7/37/37 K-2 11/5/48/36 3 19/4/43/35 4 22/30/38/11 5 21/15/46/19 3-5 21/15/42/22 E 16/11/45/28 6 28/9/54/9 7 3/10/77/10 8 15/7/70/7 M 15/9/67/9 S 16/10/55/19	ELA FASTBridge Percentiles <20/21-30/31-85/85 ELA K 8/8/25/60 1 5/2/42/51 2 9/2/57/33 K-2 7/4/41/48 3 6/2/59/33 4 8/0/61/32 5 19/0/54/27 3-5 11/1/58/31 E 9/2/50/40 6 9/4/53/33 7 3/3/57/37 8 4/14/46/36 M 5/7/53/35 S 7/3/52/38	STEP Data Below Standard/on standard K 35.8/9.4/54.7 1 59.4/15.6/25 2 53.4/5.2/41.4 3 64.1/14.1/21.8 4 71.9/28.1/0 5 62.7/37.3/0 E 58.5/18.2/23.3  Did not grow 62% Grew 1 step 19% Grew 2 steps 11% Grew 3 steps 5%	Kindergarten How do we save the trees from destruction?  1st Grade What would be the best tree habitat for birds of CHCS?  2nd & 5th Grade How can learning and informing others about our native Georgian animals help project them and their habitat?	Maintain once a week requirement.  Discovery Days	Elementary Tier 2 39/39 100% Tier 3 16/16 = 100% IEPs 37/37 = 100% TAG 32/32 100% Middle Tier 2 16/16 100% Tier 3 2/2 100% IEPs. 18/18 100% TAG 18/18 100% School Tier 2 53/53 100% Tier 3 18/18 100% IEPs 5 93% TAG 49/49 100% Advanced Comm. 86% Proficient / 14% Developing Advanced Research 84% Proficient / 16% Developing Creative Thinking 2% Distinguished / 87% Proficient / 11% Developing Critical Thinking 87% Proficient / 10% Deelopig / 3% Beginner Work & Study Habits	

	Finances	Compliance	Development	Facilities		Strategic Partnerships
Teacher Growth	Financial Health	Checklist	Grant Apps	Building Progress	Current Issues	Organizations & Institutions
Instruction - Emergent Classroom Culture - Emergent Professionalism - Effective Family Outreach - Effective RACE - Emergent	Negative Income \$29,060.35  Waiting on \$24K from grant. \$23K from Title I	<div>  Now have last year's unaudited financial statements.           </div> <div>  Yearly report will be completed by Sun, 10/29           </div> <div>           Board Trainings?         </div> <div>  Accreditation - We are accredited.           </div>	Honda Foundation Grant - \$20-\$75K - August 1st Application.  Greystone - \$27K Submitted.  McCarthy Dressman Education Foundation - \$10K - April 15th Application  Governor's Office of Student Achievement - \$7K May 1  Harry Chapin Foundation Grant - \$10K Sculpture for new building.  Georgia Pacific - May  Dollar General - \$4K Literacy, May 17th  \$25,000 Matching Grant - Anonymous  \$3,000 Blueprint Event  Dollar a day Campaign \$3,105	Some unanticipated costs e.g. fire lane, has diminished the contingency to about \$12K	Sod replacement	AIR Serenbe Partnership  Serenbe Playhouse  TFA Recruits  STEAM Camp with Youth Council Arrow Head  School Bus  Committee dates, times, and locations  Greystone for STEAM  Georgia Tech for STEAM