

School Culture							
Date	Enrollment	Attendance	Suspensions	School Staff Culture	Parent Satisfaction Survey	Teacher Satisfaction Survey	Parent Teacher Conferences
April	476  758 Waitlist	<b>Last Year//This Year</b>  <b>Elem &gt; 5 abs</b> 5%//20.3% <b>Middle &gt; 5 abs</b> 33.7%//18.8% <b>School &gt; 5 abs</b> 28.5%//13%  <b>Elem &gt; 10 abs</b> 9.4%//4.8% <b>Middle &gt; 10 abs</b> 0%//10.6% <b>School &gt; 10 abs</b> 7.8%//.62%  <b>Elem &gt;15 abs</b> 1.9%//1.4% <b>Middle &gt; 15 abs</b> 0%//2.4% <b>School &gt; 15 abs</b> 1.6%// 1.66%  <b>Total Attendance</b> 86.8% / 87.66%	2 OSS 0 ISS  12 Total	1 resignations 1 dismissals  Staff interest survey  At least Fulton County Base Scale	Complete	Complete  One more for the end of year	Provide update @ board meeting.




# Acader

Professional Training Hours	Class Pass Rates per Grade	Trimester Midterm & Final	Milestones	FastBridge/MAP & STEP A	
0% 0 hr 0% 1 hr 0% 2 hr 100% 3 hr  Trimesters, Standards based grading - Community Input	ELA 95% Math 90% Sci 97% SS 96% Specials 100%	Trimester 1 / 2 / 3  <b>Math</b> K - 85/87/61% 1 - 79/62/75% 2 - 78/59/65% 3 - 71/63/69% 4 - 52/38/44% 5 - 55/55/50% 6 - 48/60/48% 7 - 60/54%/47% 8 - 54/32/32% Ele 70/61/54% Mid 54/49/67% School 62/55/61%  <b>ELA</b> K - 85%/61.1% 1 - 68/88/90% 2 - 67/59/67% 3 - 21/63/66% 4 - 49/27/43% 5 - 71/51/43% 6 - 60/65/53% 7 - 64/79/73% 8 - 62/49/53%	Chatt // Fulton  <b>2017 Math</b> 28% // F 46% - 3rd 22% // F 81/50% - 4th 37% // F 83/50% - 5th 20% // F 76/44% - 6th 25% // F 76/43 - 7th 33 // F 78/48% <b>2017 ELA</b> 37% // F 77/48% - 3rd 19% // F 74/45% - 4th 50% // F 77/51% - 5th 37% // F 77/47% - 6th 60% // F 76/50% - 7th 23% // F 75/45% <b>2017 SS</b> 15% // F 73/36% - 5th 15% // F 72/32% <b>2017 Sci</b> 19% // F 65/38% - 5th 14% // F 69/44%  Guided Reading & Math Groups - 2 hours at each grade level	<b>Math FASTBridge</b> <b>Percentiles:</b> <b>&lt;20/21-30/31-</b> <b>85/85</b> <b>Math</b> K 3/0/64/33 1 9/7/44/39 2 20/7/37/37 K-2 11/5/48/36 3 19/4/43/35 4 22/30/38/11 5 21/15/46/19 3-5 21/15/42/22 E 16/11/45/28 6 28/9/54/9 7 3/10/77/10 8 15/7/70/7 M 15/9/67/9 S 16/10/55/19	<b>ELA FASTBridge</b> <b>Percentiles</b> <b>&lt;20/21-30/31-</b> <b>85/85</b> <b>ELA</b> K 8/8/25/60 1 5/2/42/51 2 9/2/57/33 K-2 7/4/41/48 3 6/2/59/33 4 8/0/61/32 5 19/0/54/27 3-5 11/1/58/31 E 9/2/50/40 6 9/4/53/33 7 3/3/57/37 8 4/14/46/36 M 5/7/53/35 S 7/3/52/38

# Academic Achievement

Assessments	Writing Rubric Midterm &	Project	Trifocus Integration	SPED	Teacher Growth
<b>STEP Data</b> <b>Below Standard/on standard/above standard</b> <b>K</b> 35.8/9.4/54.7 <b>1</b> 59.4/15.6/25 <b>2</b> 53.4/5.2/41.4 <b>3</b> 64.1/14.1/21.8 <b>4</b> 71.9/28.1/0 <b>5</b> 62.7/37.3/0 <b>E</b> 58.5/18.2/23.3  <b>Did not grow 62%</b> <b>Grew 1 step 19%</b> <b>Grew 2 steps 11%</b> <b>Grew 3 steps 5%</b>		<b>Kindergarten</b> How do we save the trees from destruction?  <b>1st Grade</b> What would be the best tree habitat for birds of CHCS?  <b>3rd &amp; 4th Grade</b> How do our actions affect the longevity of the CHCS habitats?  <b>2nd &amp; 5th Grade</b> How can learning and informing others about our native Georgian animals help protect them and their habitat?  <b>Middle School</b> What can we do to improve the habitat for all animals that call CHCS home?	Maintain once a week requirement.  Discovery Days	<b>Elementary</b> Tier 2 39/39 100% Tier 3 16/16 = 100% IEPs 37/37 = 100% TAG 32/32 100% <b>Middle</b> Tier 2 16/16 100% Tier 3 2/2 100% IEPs. 18/18 100% TAG 18/18 100% <b>School</b> Tier 2 53/53 100% Tier 3 18/18 100% IEPs 5 93% TAG 49/49 100% <b>Advanced Comm.</b> 86% Proficient / 14% Developing <b>Advanced Research</b> 84% Proficient / 16% Developing <b>Creative Thinking</b> 2% Distinguished / 87% Proficient / 11% Developing <b>Critical Thinking</b> 87% Proficient / 10% Developing / 3% Beginner <b>What a Great Habitat</b>	Instruction - Emergent Classroom Culture - Emergent Professionalism - Effective Family Outreach - Effective RACE - Emergent

Finances	Compliance	Development	Facilities		Strategic Partnership
Financial Health	Checklist	Grant Apps	Building Progress	Current Issues	Organizations & Institutions

Negative Income \$29,060.35	<div>  Now have last year's unaudited financial statements.         </div>	<div>           Honda Foundation Grant - \$20-\$75K - August 1st Application.         </div>	<div>           Some unanticipated costs         </div>	<div>           Sod replacement         </div>	<div>           AIR Serenbe Partnership         </div>
<div>           Waiting on \$24K from grant. \$23K from Title I         </div>	<div>  Yearly report will be completed by Sun, 10/29         </div>	<div>           Greystone - \$27K Submitted, should hear back any day now.         </div>	<div>           e.g. fire lane, has diminished the contingency to about \$12K         </div>		<div>           Serenbe Playhouse         </div>
	<div>           Board Trainings?         </div>	<div>           McCarthy Dressman Education Foundation - \$10K - April 15th Application         </div>			<div>           TFA Recruits         </div>
	<div>  Accreditation - We are accredited.         </div>	<div>           Governor's Office of Student Achievement - \$7K May 1         </div>			<div>           STEAM Camp with Youth Council Arrow Head         </div>
		<div>           Harry Chapin Foundation Grant - \$10K Sculpture for new building.         </div>			<div>           School Bus         </div>
		<div>           Georgia Pacific - May         </div>			<div>           Committee dates, times, and locations         </div>
		<div>           Kaboom - \$15K, June 1         </div>			<div>           Greystone for STEAM         </div>
		<div>           National Endowment for the Arts Our Town Grant, \$25K-100K Aug 9th         </div>			<div>           Georgia Tech for STEAM         </div>
		<div>           Dollar General - \$4K Literacy, May 19th         </div>			<div>           Real School Gardens         </div>
		<div>           \$25,000 Matching Grant - Approved         </div>			<div>           Trees of Hope         </div>