



# Hapeville Charter Career Academy

*A Fulton county public charter high school  
in partnership with Atlanta Technical College*

Candace S. Bethea, Principal  
[cbethea@hapevillecharter.org](mailto:cbethea@hapevillecharter.org)

---

Principal's Report  
October 29, 2018  
Resubmitted October 20, 2018

## School Improvement Goals

- To increase student achievement in core content areas as measured by the Georgia Milestones End of Course Assessments
- To increase opportunities for academic acceleration outside of Dual Enrollment

## Our Goals

- Increase Milestones scores
- Recruit students for Advanced Placement
- Monitor Attendance and Grades through advisement
- Disaggregate data and use the language of data

## Professional Learning Goals

- Assessments
- Block Scheduling
- Data Driven Instruction
- Essential Questions
- Gradual Release
- Learning Targets
- Literacy
- Professional Learning Community (PLCs)
- SWIVL

---

## Celebrations

- Graduation Rate – 92.5% to 94.8%
- ACT - 16.3 to 16.7

---

## Home of the Hornets

6045 Buffington Road  
Atlanta, Georgia 30349

T: (404) 766-0101  
F: (404) 941-1102



# Hapeville Charter Career Academy

*A Fulton county public charter high school  
in partnership with Atlanta Technical College*

Candace S. Bethea, Principal  
[cbethea@hapevillecharter.org](mailto:cbethea@hapevillecharter.org)

---

## **Response to Intervention (RTI)**

- Using Fastbridge Data, students have been identified in Math and ELA. (September board report)
- The data between Fastbridge and Interim Assessments was correlated to determine for Targeted Assistance
- Plan for RTI from Ms. Barnes
  - a. Team meeting with ELA & Math
  - b. Discuss student deficiencies/ create a plan and implementations
  - c. Monitoring weekly

## **Professional Learning Communities (PLCs) and Teacher Keys Effectiveness System (TKES)**

- Administrators are attending weekly PLCS and offering feedback.
- Ms. Williams, our Dean of Math and Science, is also attending and providing support to all core content PLCs.
- Ms. Williams completed first coaching cycle and beginning her second coaching cycle.
- Administrators are completing the first cycle of TKES and providing feedback individually and in PLCs.

## **Interim Assessments in Georgia Milestones tested subjects**

- Most students were beginning to developing.
- Students had not been exposed to all standards during the assigned testing window.
- Teachers used the data to remediate the standards with students.
- Data follows.

---

## **Home of the Hornets**

6045 Buffington Road  
Atlanta, Georgia 30349

T: (404) 766-0101  
F: (404) 941-1102



## Hapeville Charter Career Academy

A Fulton county public charter high school  
in partnership with Atlanta Technical College

Candace S. Bethea, Principal  
cbethea@hapevillecharter.org

# Assessment Data Summary

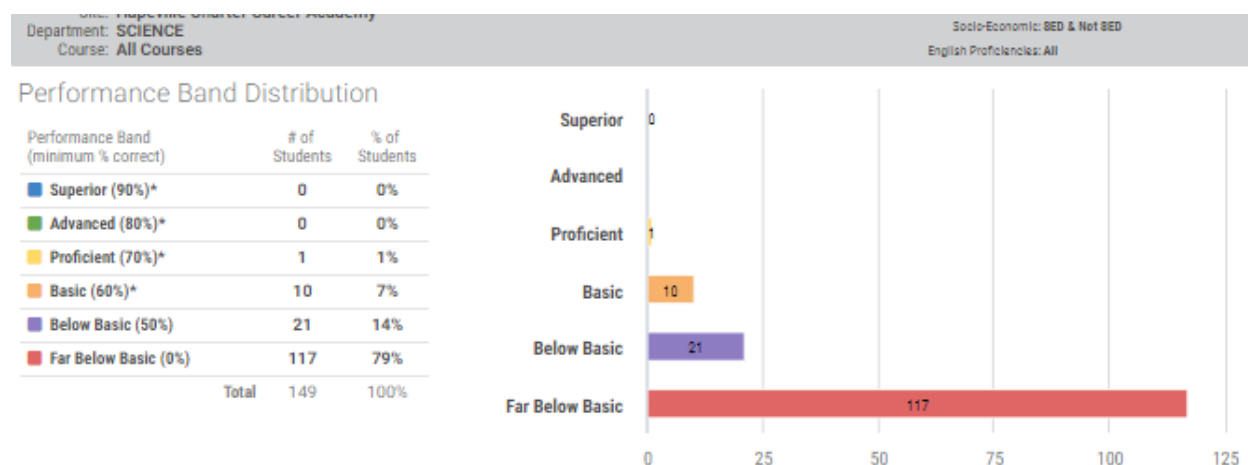
## Subject: Biology

### Section 1: Assessment Overview

This interim assessment assessed standards SB5a-e. This domain (Ecology) is 27% of the GMAS (approximately 16 points)

DOK 1: 7	DOK 2: 17	DOK 3: 4
----------	-----------	----------

### Section 2: Overall Assessment Performance



Note: Our students have not received any instruction over these standards prior to this testing window.

### Section 3: Item/Standard Analysis

Standard	Percent Correct per Standard (Total number of correct answers)/(total answers for standard)	Questions with lowest percentage of students answering correctly
SB5a	37.5%	20, 16
SB5b	31.1%	21, 24
SB5c	39.1%	3, 8
SB5d	33.7%	19, 14
SB5e	37.7%	10, 28

## Home of the Hornets

6045 Buffington Road  
Atlanta, Georgia 30349

T: (404) 766-0101  
F: (404) 941-1102



## Hapeville Charter Career Academy

A Fulton county public charter high school  
in partnership with Atlanta Technical College

Candace S. Bethea, Principal  
cbethea@hapevillecharter.org

# Subject: Economics

## Section 1: Assessment Overview

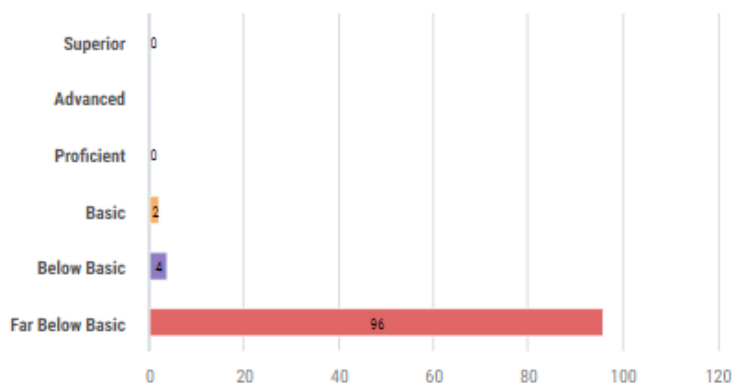
This interim assessment assessed standards SSEF1-5 and SSEMI1-3. Fundamental Economic Concept is 23% of the GMAS (approximately 14 points) and Microeconomic Concepts is 23% of the GMAS (approximately 14 points).

DOK 1: 1	DOK 2: 21	DOK 3: 8
----------	-----------	----------

## Section 2: Overall Assessment Performance

### Performance Band Distribution

Performance Band (minimum % correct)	# of Students	% of Students
Superior (90%)*	0	0%
Advanced (80%)*	0	0%
Proficient (70%)*	0	0%
Basic (60%)*	2	2%
Below Basic (50%)	4	4%
Far Below Basic (0%)	96	94%
Total	102	100%



## Section 3: Item/Standard Analysis

Standard	Percent Correct	Lowest Performing Questions
SSEF1	38%	1,4
SSEF2a	48%	10
SSEF2c	1%	11
SSEF3	30%	13, 14
SSEF4	39%	16, 17
SSEF5	25%	20,22
SSEF6a	35%	23
SSEMI1	25%	15
SSEMI2	27%	26, 28
SSEMI3	26%	29

## Home of the Hornets

6045 Buffington Road  
Atlanta, Georgia 30349

T: (404) 766-0101  
F: (404) 941-1102



# Hapeville Charter Career Academy

A Fulton county public charter high school  
in partnership with Atlanta Technical College

Candace S. Bethea, Principal  
cbethea@hapevillecharter.org

## Subject: Geometry

### Section 1: Assessment Overview

This interim assessment primarily assessed standards MGSE9-12.G.CO.1-5, MGSE9-12.G.SRT.1-3

DOK 1: 2	DOK 2: 15	DOK 3: 1
----------	-----------	----------

### Section 2: Overall Assessment Performance

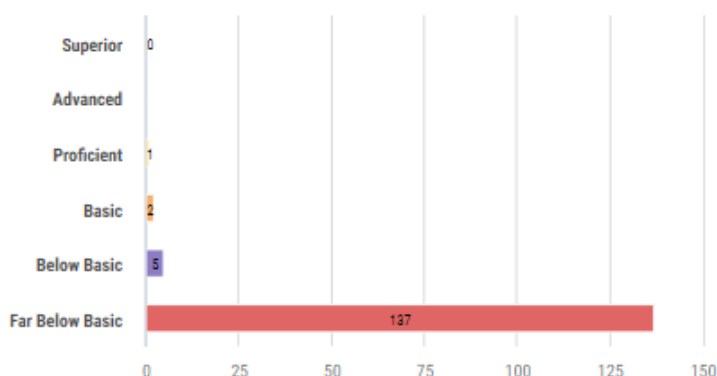
#### Site Assessment Overview

Assessment: Geometry Interim Assessment I  
Site: Hapeville Charter Career Academy  
Course: All Courses

Roster Date: Control Panel (10-10-2018)  
Gender(s): Male & Female  
Reported Race: All Reported Races  
Special Education: Special & Non Special Ed  
Socio-Economic: SED & Not SED  
English Proficiencies: All

#### Performance Band Distribution

Performance Band (minimum % correct)	# of Students	% of Students
Superior (90%)*	0	0%
Advanced (80%)*	0	0%
Proficient (70%)*	1	1%
Basic (60%)*	2	1%
Below Basic (50%)	5	3%
Far Below Basic (0%)	137	94%
<b>Total</b>	<b>145</b>	<b>100%</b>



### Section 3: Item/Standard Analysis

Standard	Percent Correct	Lowest Performing Questions
MGSE9-12.G.CO.1	46%	n/a
MGSE9-12.G.CO.2	7%	2,5
MGSE9-12.G.CO.3	43%	17
MGSE9-12.G.CO.4	43%	10
MGSE9-12.G.CO.5	39%	11, 18
MGSE9-12.A.APR.1	23%	15
MGSE9-12.A.CED.4	25%	12
MGSE9-12.F.BF.3	20%	14
MGSE9-12.G.SRT.1	25%	3
MGSE9-12.G.SRT.2	23%	6
MGSE9-12.G.SRT.3	26%	9

## Home of the Hornets

6045 Buffington Road  
Atlanta, Georgia 30349

T: (404) 766-0101  
F: (404) 941-1102



## Hapeville Charter Career Academy

A Fulton county public charter high school  
in partnership with Atlanta Technical College

Candace S. Bethea, Principal  
cbethea@hapevillecharter.org

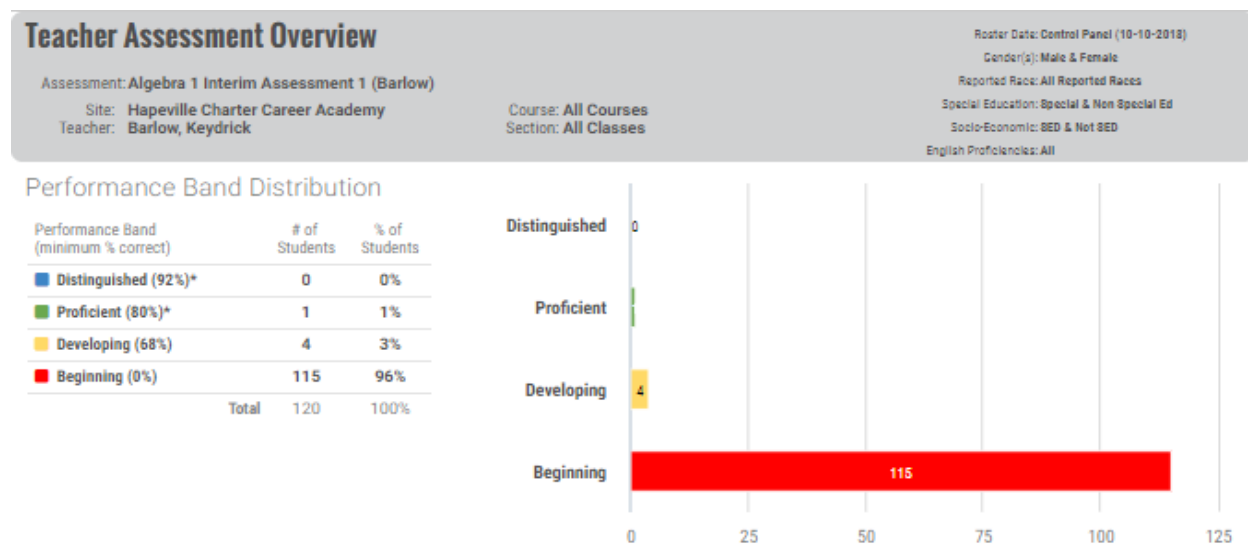
# Subject: Algebra I

## Section 1: Assessment Overview

This interim assessment primarily assessed standards **MGSE9-12.A.APR.1 (priority standard)**, MGSE9-12.S.ID.2, MGSE9-12.S.ID.3, MGSE9-12.S.ID.5, MGSE9-12.S.ID.7, MGSE9-12.S.ID.8, MGSE9-12.S.ID.9.

DOK 1: 4	DOK 2: 15	DOK 3: 1
----------	-----------	----------

## Section 2: Overall Assessment Performance



## Section 3: Item/Standard Analysis

Standard	Percent Correct	Lowest Performing Questions
MGSE9-12.A.APR.1	31%	18,19
MGSE9-12.S.ID.2	16%	3
MGSE9-12.S.ID.3	37%	12,14
MGSE9-12.S.ID.5	49%	7,8
MGSE9-12.S.ID.7	55%	n/a
MGSE9-12.S.ID.8	23%	6
MGSE9-12.S.ID.9	62%	n/a

## Home of the Hornets

6045 Buffington Road  
Atlanta, Georgia 30349

T: (404) 766-0101  
F: (404) 941-1102



## Hapeville Charter Career Academy

A Fulton county public charter high school  
in partnership with Atlanta Technical College

Candace S. Bethea, Principal  
cbethea@hapevillecharter.org

# Subject: US History

## Section 1: Assessment Overview

This interim assessment primarily assessed standards MGSE9-12.SSUSH1-7

DOK 1:	DOK 2: 27	DOK 3: 1
--------	-----------	----------

## Section 2: Overall Assessment Performance

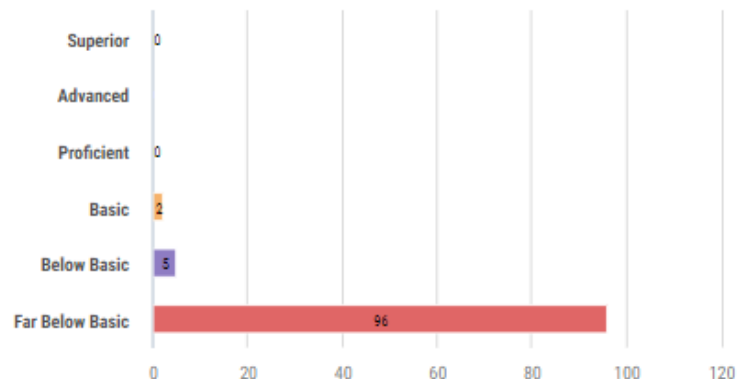
### Site Assessment Overview

Assessment: U.S. History Interim Assessment I  
Site: Hapeville Charter Career Academy  
Course: All Courses

Roster Date: Control Panel (10-12-2018)  
Gender(s): Male & Female  
Reported Race: All Reported Races  
Special Education: Special & Non Special Ed  
Socio-Economic: SED & Not SED  
English Proficiency: All

### Performance Band Distribution

Performance Band (minimum % correct)	# of Students	% of Students
Superior (90%)*	0	0%
Advanced (80%)*	0	0%
Proficient (70%)*	0	0%
Basic (60%)*	2	2%
Below Basic (50%)	5	5%
Far Below Basic (0%)	96	93%
Total	103	100%



## Section 3: Item/Standard Analysis

Standard	Percent Correct	Lowest Performing Questions
SOE.SSUSH1	25%	5, 12
SOE.SSUSH2	27%	9, 13
SOE.SSUSH3	31%	14, 20
SOE.SSUSH4	46%	21
SOE.SSUSH5	24%	22
SOE.SSUSH6	33%	24, 29
SOE.SSUSH7	26%	25

## Home of the Hornets

6045 Buffington Road  
Atlanta, Georgia 30349

T: (404) 766-0101  
F: (404) 941-1102